




# Mental Health Collaboration Hub

## Quick Start Guide for Organizations

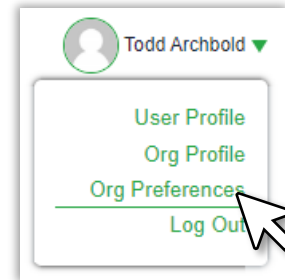
### 1) Register your organization at mnpsychconsulthub.com:



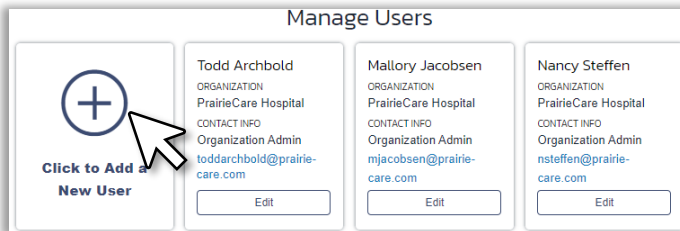
Upon registration you will identify an Administrator who will manage the organization's profile and the users within your organization. Organizations can have multiple Administrators and multiple other users.

### 2) Define organizational preferences to create matches your services:

Managing preferences is key in matching cases to your organization's services and programs. This includes things like ages you serve, the services provided, conditions treated, and insurances accepted. You can change these preferences at any time.



### 3) Setup users to create and manage cases within your organization:



Organizations can have unlimited users to manage cases submitted by their organization. Users can interact with cases in the dashboard and are notified when matches occur. Users can also view and analyze data on the Insights dashboard.

### 4) Help kids who are in boarding situations by interacting within the Hub:



The Hub can be accessed 24/7 and notifies users in real-time of case matches. Users can view all cases that are submitted, even if they are not matched.

Users can "connect" with a case to get more information, and then "accept" a case when safe transfer is confirmed.